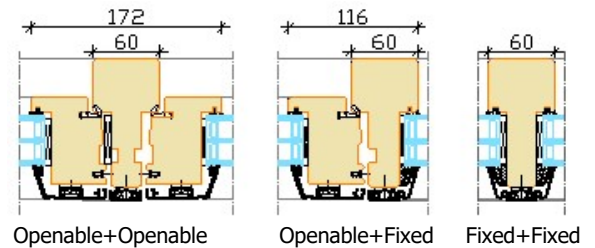
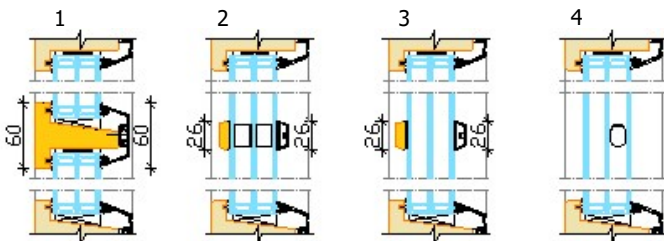
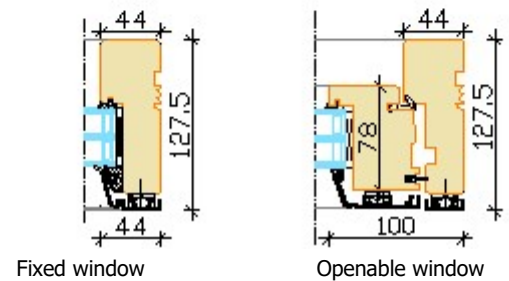
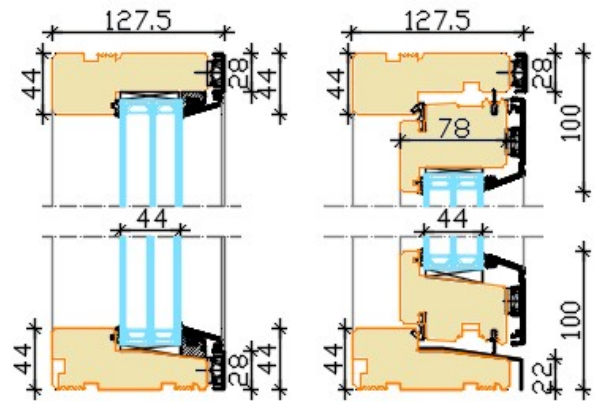




AruAL 78 Modern EX Outwards opening wooden-aluminium window

- Made to Measure Sizes
- Good thermal performance - Window $U_w = 0,78 \text{ W/m}^2\text{K}$ (window 1230x1480 mm; glass $U_g=0,53$)
- Frame 115x44 or 95x44 mm+aluminium cover (127,5/107,5 mm)
- Sash profile thickness 78 mm +aluminium cover
- Timber selection:
 - fingerjointed, knotted or selected laminated pine timber;
 - laminated oak timber
- Timber finishing with waterbased paint or stain. Paint according to RAL colour chart, stain according to manufacturer's samples.
- Aluminium finishing: RAL aluminium colour card
- Twin gasket system for weatherproofing
- Traditional or Contemporary Ironmongery Features
- Triple glazing, thickness 44 mm
- Glazing sealed with internal and external gasket
- Glazing bar options:
 1. Penetrating bars
 2. Glued on both sides of the glass+slats inside the glazing (Norwegian style)
 3. Glued on both sides of the glass (Georgian style)
 4. Decorative bars inside the glazing



- Extras: jamb extensions, window boards, trickle vents, key lockable handles, design handles, special glasses (toughened, laminated, sun protection, self cleaning, pattern etc), various glass spacers.
- Triangular fixed windows

OPENING: Outside view



FIXED



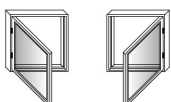
TOPGUIDED

Min max L= 370...1600 mm H= 370...1600 mm, max weight of sash 60 kg



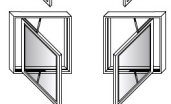
TOPSWING

Min max L= 380...1600 mm H= 595...1645 mm, max weight of sash 60 kg



SIDEHUNG (left/right)

Min max L= 530...850 mm H= 515...1500 mm, max weight of sash 40 kg



SIDE-SLIDEHUNG (left/right)

Min max L= 395...850 mm H= 515...1500 mm, max weight of sash 50 kg

